



**Waukesha State Bank** 

PO BOX 648  
WAUKESHA WI 53187  
Member FDIC

# FRIENDLY POST



A special note from Friendly the Eagle

May 2022




## DIY 3-D LADYBUG CRAFT

Get crafty and make these adorable 3-D ladybugs!

- Construction Paper - red, black and just a little bit of white
- Scissors
- Stick glue
- Black marker

Directions:

1. Cut a circle shape and strips out of red paper.
2. Glue the ends of one strip of paper onto the base (as shown). Glue on the next one at a 90° angle to the first one.
3. Continue adding strips until the body of the ladybug is full.
4. Cut dots, a head and two antenna out of black paper.
5. Cut two small oval shapes out of white paper and draw the eyes with black marker.
6. Glue on the dots and head with the stick glue.



[www.easypeasyandfun.com/paper-ladybug-craft/](http://www.easypeasyandfun.com/paper-ladybug-craft/)

## BANK WISELY: UNDERSTANDING MONEY

This year, we're focusing on banking wisely. And banking all starts with one thing... money! Money is what we all need to buy things we need, like food and clothes, and also fun things we want, like new toys or going to the movies.

It's important to know what money is and how to get it. To start, below you can see the most common types of coins we use, what they're called and how much they are worth.



Quarter  
25¢



Dime  
10¢



Nickel  
5¢



Penny  
1¢

## WHAT'S INSIDE THIS ISSUE?

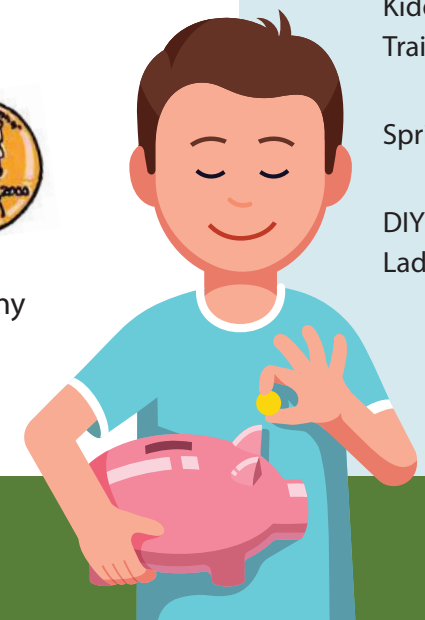
Bank Wisely:  
Understanding Money ..... 1-2

Keeping Your  
Money Safe ..... 2

Kiddie Crunch  
Trail Mix..... 2

Spring Time Fun!..... 3

DIY 3-D  
Ladybug Craft..... 4



Don't forget to go to the Friendly's Club page on our website, at the beginning of each month, to view the new monthly trivia question. Answer the question at any Waukesha State Bank office, and get a token that you can redeem for cool prizes.

## KEEPING YOUR MONEY SAFE

Keeping your money safe is very important so it doesn't get accidentally lost or stolen.

How can you keep your money safe?

- Put your money in a piggy bank at home. This will help keep it off the floor or other places it shouldn't be.
- Deposit your money in your Friendly's Savings account at the bank. This will keep it safe in case you have an emergency at home.

Let's say you want to buy some candy that costs 12¢. What coins would you need to pay for it? Count the coins and fill in the blanks below.



$$10¢ + 1¢ + 1¢ = 12¢$$

Number of Dimes = \_\_\_\_\_

Number of Pennies = \_\_\_\_\_



$$5¢ + 5¢ + 1¢ + 1¢ = 12¢$$


Number of Nickels = \_\_\_\_\_

Number of Pennies = \_\_\_\_\_


If you said 2 dimes and 2 pennies, or 2 nickels and 2 pennies, you're right! Now, what if you want to buy a toy that costs \$1.43. Do you know how many of each coin you would need?

*Answer: Using the least amount of coins, you would need 5 quarters (\$1.25), 1 dime (10¢), 1 nickel (5¢) and 3 pennies (3¢). When you add them all together, you should get \$1.43.*

## SPRING TIME FUN!



# Spot 5 differences



## KIDDIE CRUNCH TRAIL MIX

This is a fun, no-bake trail mix recipe filled with sweet treats everyone will love!

Ingredients:

- 1 cup plain or frosted animal crackers
- 1 cup bear-shaped crackers
- 1 cup miniature pretzels
- 1 cup salted peanuts
- 1 cup M&M's
- 1 cup yogurt- or chocolate-covered raisins

Directions:

In a bowl, combine all ingredients. Store in an airtight container.



[www.tasteofhome.com/recipes/kiddie-crunch-mix/](http://www.tasteofhome.com/recipes/kiddie-crunch-mix/)