



Waukesha State Bank

PO BOX 648
WAUKESHA WI 53187
Member FDIC

FRIENDLY POST

A special note from Friendly the Eagle

July 2023



DIY UPCYCLED LUGGAGE TAGS

Going on a summer vacation? Add these customized DIY upcycled luggage tags to your suitcases.

Below is what you'll need. Look around your house before you buy new supplies. Get creative and limit your waste!

- Cardstock
- Ribbon or Twine
- Markers
- Scissors
- Glue
- (Optional) Lamination sheets or packaging tape

To make the tags:

- Cut 2 pieces of cardstock to roughly 3 x 2 inches.
- Glue the ribbon or twine between two pieces of cardstock and let dry.
- Decorate the tag.
- (Optional) To make your tag last longer, laminate the tag or wrap it in packaging tape.

Learn more and see each step of this project at <https://www.100directions.com/easy-diy-luggage-tags/>.



PAYING YOURSELF FIRST!

One of the best banking habits you can start doing now is learning how to pay yourself first.

WHAT IS PAYING YOURSELF?

Instead of spending all the money you get - whether it's from doing chores or on your birthday - paying yourself first means depositing some of it into your savings account first. That way, you won't be tempted to spend it all before the money you planned to save is gone.

HOW DO YOU START?

A good rule-of-thumb is to deposit 10-15% of the money you get into your savings account. For example, let's say you get \$20 on your birthday and you decide to deposit 10% into your savings account. How much would you have to deposit? How much would you have leftover to spend?

$$\text{\$20} \times 10\% = \text{\$2 to deposit}$$

$$\text{\$20} - \text{\$2 to deposit} = \text{\$18 leftover to spend}$$

Start following this guideline now so you'll already be in the habit of saving when you get a job and start getting a paycheck. Remember, this is just one step in making sure you always have money for the most important person... YOU!



WHAT'S INSIDE THIS ISSUE?

- Paying Yourself First..... 1
- Backyard Camping Fun! 2
- Summer Jobs for Kids 2
- Summer Star
- Constellations 2
- Did You Know?..... 2
- New & Improved
- Campfire S'mores 3
- More Summer Fun 3
- DIY Upcycled Luggage Tags 4

Don't forget to go to the Friendly's Club page on our website, at the beginning of each month, to view the new monthly trivia question. Answer the question at any Waukesha State Bank office, and get a token that you can redeem for cool prizes.

SUMMER JOBS FOR KIDS

Looking for a way to make a few bucks this summer? Below are few ideas:

- Plantsit
- Petsit
- Walk a neighbor's dog
- Wash cars
- Sell lemonade
- Tutor younger kids

Find more at <https://www.thepennyhoarder.com/make-money/summer-jobs-for-teens/>

DID YOU KNOW?

There are 88 major star constellations in the sky. You can't see all of them at once, and some are nearly impossible to see without a telescope.

What constellations you can see also depends on what part of the world you live in. Some of them can only be seen in the skies of the Northern Hemisphere, while others are most prominent in the Southern Hemisphere.


Source: www.twinkl.com/teaching-wiki/constellations

BACKYARD CAMPING FUN!

When you get an itch to go camping but can't go far, look no further than your (or a friend's) backyard!

Here are some fun ideas and tips:

- Check the weather. Avoid a rainy forecast and wait for a warm night.
- Invite some friends. Ask them to bring their own tent or make some sleeping space in yours.
- Fill a cooler with your favorite drinks.
- Play yard games before the sun sets.
- Build a fire (if your town allows it - and with parental supervision of course). You can even add color-changing sticks to change the color of the flames (you can find them on Amazon or at Walmart for \$10-\$20).
- Have a projector? Hang a sheet on the side of the house or garage and watch a movie under the stars.

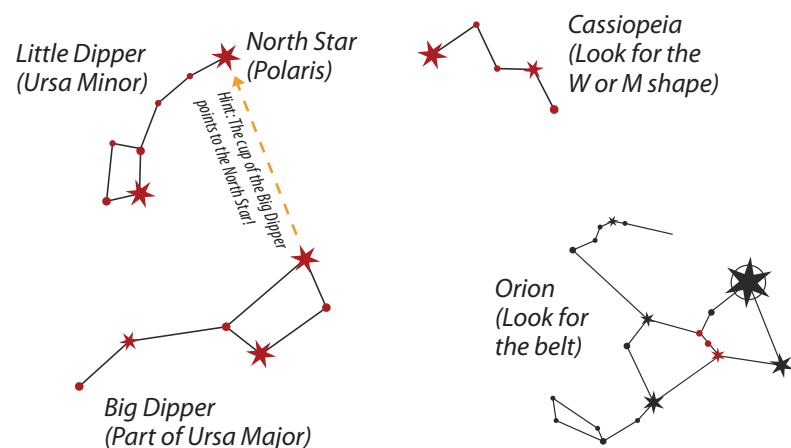


SUMMER STAR CONSTELLATIONS

There is nothing better than gazing into the stars at night, especially during the warm summer months. Plus, not only are they fun to look at, but sailors and explorers have used the stars to figure out where they are and how to get where they're going. In addition to using the sun and the moon, constellations like the North Star and the Southern Cross (only seen in the Southern Hemisphere) were reliable ways to work out roughly what direction would lead them home.


Here are some common constellations you should be able to find on clear nights right from your own backyard! Look for the stars in red.

Learn more at www.twinkl.com/teaching-wiki/constellations.





NEW & IMPROVED CAMPFIRE S'MORES

While the standard s'more is always tasty, swapping out a few ingredients can turn the traditional s'more we all know and love into something even more mouthwateringly delicious!




chocolate graham cracker roasted marshmallow dark chocolate bar

graham cracker roasted marshmallow salted caramel chocolate bar crispy bacon





graham cracker roasted marshmallow mint chocolate bar

graham cracker roasted marshmallow milk chocolate bar pretzels



graham cracker roasted marshmallow dark chocolate bar sliced strawberry

graham cracker roasted marshmallow chocolate hazelnut spread



graham cracker roasted marshmallow chocolate peanut butter cup

shortbread cookies roasted marshmallow milk chocolate bar



Find more s'more ideas at <https://www.campingforfoodies.com/campfire-smores-recipes-10-mouth-watering-smore-variations/>

MORE SUMMER FUN!

What is your favorite thing to do in the summer? Besides camping, there are a ton of options. Here are just a few ideas to get you started.

READ A BOOK

TAKE A WALK

HAVE A PICNIC

VISIT A LOCAL PARK

GO FOR A SWIM

GO DISC GOLFING

MAKE A SAND CASTLE AT THE BEACH

FLY A KITE

GO FISHING

GO FOR A HIKE

RIDE YOUR BIKE

